eldoLED
your product | *our drive*

Datasheet

LINEARdrive 720/D-BIS



24A DMX/RDM Full-Colour Dimmable LED Driver

LINEARdrive

LINEARdrive gives you infinite colour control for low-voltage LED applications ranging from single colour for accent and cove lighting all the way up to RGBW for full colour entertainment product solutions. This constant voltage LED driver is DMX/RDM compatible and allows you to create your colour or dynamic show without an external controller. Symbiosis ensures the LED driver works seamlessly together with LED modules, controls and intelligent luminaire elements.

Product offering



LINEARdrive 720/D-BIS

Part number (P/N)	LIN720D3-BIS
Product description	LINEARdrive, 720W, DMX/RDM , 4 control channels, constant voltage, 4 outputs, plastic long

Programming tools

Programming interface	TOOLbox pro (TLU20504)
Programming cable set	TOOLbox pro to LED driver, programming cable, 5pcs (TLC03051)
Programming software	FluxTool
Programming via product display	The parameters can be set via the display on the driver. For instructions, please see the Menu Structure Quick Start Guide.

Warranty

Warranty period	General Terms and Conditions

© 2020 eldoLED. All rights reserved. V5.3 All content contained herein is subject to change without prior notice.
More product documentation and eldoLED's warranty and terms and conditions are available at www.eldoLED.com.

AcuityBrands.

Order number configurator

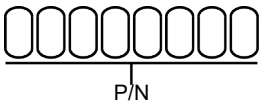

P/N	LED driver part number

Input characteristics

Nominal input voltage DC	12 - 48V
Maximum input current	24A, irrespective of PSU voltage

Output characteristics

LED output load	RGBW @ 12V: 6A RGB @ 12V: 6A RGBW @ 24V: 6A RGB @ 24V: 6A RGBW @ 48V: 3.75A RGB @ 48V: 5A
Maximum LED output power	720W
Number of LED outputs	4
LED output voltage	5 - 48V
Circuit protection	To prevent excessive output current from damaging the LED driver, it is highly recommended to use circuit protection appropriate for your application’s nominal and inrush current requirements in combination with an OVP, OVC short circuit protected AC/DC adapter.

Control characteristics

Control channels	4
Control protocol	

Dimming range	100% - 0.1%
Dimming curve options	Logarithmic (default) Linear Square
Dimming method	HydraDrive
Driver configuration	Via 3-button user interface on driver Remark: ignore dimming curve setting in DALI mode
Dimming curves	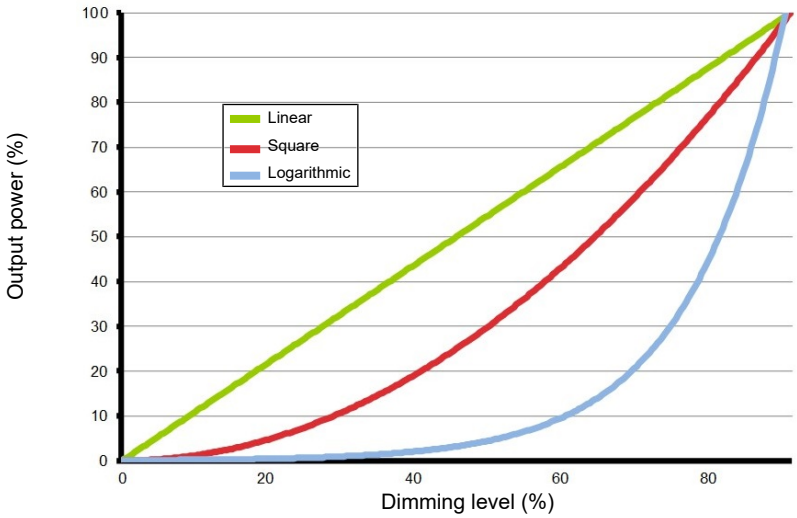

Performance

Typical efficiency vs load

Tested with a load of - LEDs in series, programmed for -mA and at 25 ºC ambient temperature. The measurements below -W were performed by dimming the light output.



Typical flicker performance

Typical flicker percent as a function of frequency, measured across the dimming range. The results are overlaid with the low-risk (yellow) and no observable effect (green) levels as defined in IEEE P1789.



Environmental conditions

Operating ambient temperature (Ta) range	-20 ºC to +50 ºC
Maximum operating case temperature (Tc max)	65 ºC

LED driver mechanical details

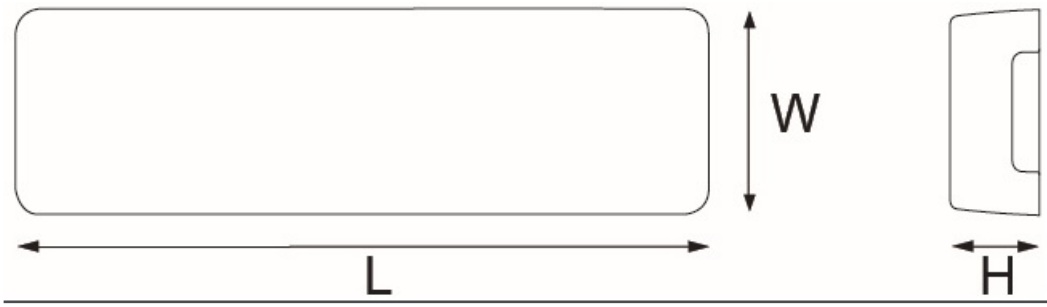

Length (L)	typical: 153 mm / 6.02 in
Width (W)	typical: 50 mm / 1.97 in
Height (H)	typical: 23 mm / 0.91 in
Weight	144 g

Packaging

Products per box	12 pcs

Connector layout



Wiring specifications

Wire core cross section	0.5 - 1.5 mm² AWG 20 – 16
Wire strip length	9.0 mm / 0.35 inch

Standards and compliance

ENEC safety	EN 61347-1
Conducted emissions	EN 55015
Radiated emissions	EN 55015
DALI	EN 62386-101/102/207
DMX	E1.11 – 2008, USITT DMX512-A ANSI E1.20
BIS	Compulsory Registration Scheme for Electronic and IT Products given in Circular No. Ref: CMD 3/8: 1/6975 dated 03/12/2015. Registration number: R-41141208.
Restriction of hazardous substances	RoHS3 (Directives 2011/65/EU-2015/863/EU)
SVHC-list substances	REACH Art.33

Certifications

IS15885(Part 2/Sec 13)
R-41141208

Safety

	Risk of electrical shock. May result in serious injury or death. Disconnect power before servicing or installing.
	The LED driver may only be connected and installed by a qualified electrician. All applicable regulations, legislation, and building codes must be observed. Incorrect installation of the LED driver can cause irreparable damage to the LED driver and the connected LEDs. Pay attention when connecting the LEDs: polarity reversal results in no light output and often damages the LEDs.
	LED drivers are designed and intended to operate LED loads only. Powering non-LED loads may push the LED driver outside its specified design limits and is, therefore, not covered by any warranty.
	eldoLED products are designed to meet the performance specifications as outlined at certain operating conditions in the data sheet. It is the responsibility of the fixture manufacturer to test and validate the design and operation of the system under expected and potential use cases, including faults.
	Please observe voltage drop over long cable lengths. Longer cable lengths increase EMI susceptibility.
	Product renderings and dimensional drawings are generic for the housing type. Product label, connector type and quantity may vary.

Europe, Rest of World

eldoLED B.V.
Science Park Eindhoven 5125
5692 ED Son
The Netherlands

E: info@eldoled.com
W: www.eldoled.com

North America

eldoLED America
One Lithonia Way
Conyers, GA 30012
USA

E: info@eldoled.com
W: www.eldoled.com