



EMPHASIZE  
THE  
**GENUINE**  
IN  
YOUR  
**SOUND.** LCT 140

SOUNDS LIKE  **LEWITT**

Thank you that you have opted for a LEWITT product. In this operating manual you will learn more about your LEWITT microphone, its handling and its proper usage.

With the LCT Authentica Series, LEWITT introduces a new generation of highly versatile wired condenser microphones that all aim for setting new benchmarks of technology, sound quality and user-friendliness in both professional studio recording and onstage use.

The microphones of the LCT Authentica Series stand for unaltered sound and innovative features: Illuminated Settings, Noiseless Push Buttons, Automatic Attenuation with Clip Detection and History all ensure error-free sonic perfection and peerless ease of use for today's demanding recording artists and engineers.

Day after day, be it for live acts, in home studios or in professional studio productions.

LEWITT wishes you a lot of fun and success with this product!

The LCT 140 is an extremely versatile, easy-to-use, compact 2/3-inch back-electret condenser microphone, perfectly suited for quality-conscious casual users. Its low-mass diaphragm delivers an exceptionally clear and natural sound, making it the perfect fit for a wide range of live and studio applications including drums and percussion, acoustic instruments or even vocal ensembles.

Thanks to its uniform cardioid pickup pattern that effectively suppresses off-axis sound, a wide dynamic range of 124 dB and its very low self-noise, the LCT 140 adds transparency and distortion-free detail to every sound recording. Its transformerless output design makes it immune to electromagnetic interference. The LED display can optionally be switched on and off for better handling in different environments. In short, the LCT 140 is an extremely versatile all-rounder microphone.



front



back

### Features

- Neutral frequency response for natural reproduction
- Cardioid polar pattern for effective background noise rejection
- Wide dynamic range of 124 dB and very low self-noise level
- 3-position switchable pre-attenuation pad (0 dB, 10 dB, and 20 dB) for handling extremely high sound pressure levels (SPLs)
- Illuminated user interface for quick and easy handling even in dark environments
- Rugged black all metal construction for reliable performance onstage and in the studio
- Hexagonal ruthenium-galvanized steel mesh grille to prevent wear and abuse
- Immune to electromagnetic interference thanks to transformerless preamplifier circuitry
- Corrosion-resistant gold-plated 3-pin XLR output connector
- Comes in a cardboard box with foam layers; includes DTP 40 Mts shock mount, LCT 40 Ws windshield and DTP 40 Lb artificial leather bag

### Top applications

- Acoustic instruments // piano, guitar, drums, percussion, strings...
- Overhead miking // drums percussion, cymbals...
- Room ambiance // guitar amplifier, drums...
- Wind instruments // brass and woodwinds..
- Home and studio recording

### User-interface

- ① Illuminated attenuation indications
- ② Recessed attenuation slide switch
- ③ Illuminated high-pass filter indications
- ④ Recessed high-pass filter slide switch
- ⑤ Recessed illumination push button

### Attenuation indications

- The currently active attenuation setting is illuminated.

### Setting an attenuation level

- Attenuation levels can be set by adjusting the recessed slide switch. Settings are: off, -10 dB and -20 dB. Attenuation is used in extremely high SPL environments in order to prevent clipping of the microphone, mixer and other audio equipment.

### High-pass filter indications

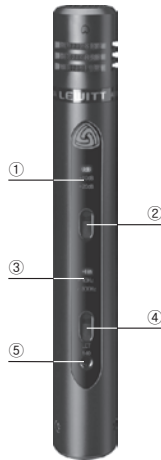
- The currently active high-pass setting is illuminated.

### Setting a high-pass filter

- High-pass filters can be set by adjusting the recessed slide switch. Settings are: Off, 12 dB / octave at 40 Hz and 6 dB / octave at 300 Hz. High-pass filters eliminate unwanted low frequency noise such as structure borne noise.

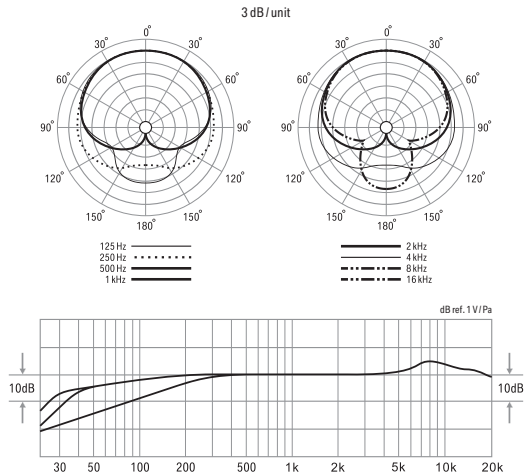
### Illumination push button

- By briefly pressing the recessed illumination push button the illuminated indications can be turned on or off.

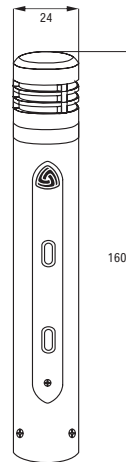


front side

## Tech graph



## Dimensions



## Tech data

- Acoustical operating principle: pressure gradient transducer, permanently polarized
- Transducer Ø: 17 mm  
0,67 inch
- Directional pattern: cardioid
- Frequency range: 30 ... 20. 000 Hz
- Sensitivity: 8 mV / Pa (-42 dBV)
- Signal / noise ratio: 75dB-A
- Equivalent noise level: 19 dB-A, cardioid (IEC 61672-1)
- Dynamic range of mic. amp.: 124 dB-A
- Max. SPL for 0.5 % THD: 143 dB, 0 dB pre-attenuation  
153 dB, 10 dB pre-attenuation  
163 dB, 20 dB pre-attenuation
- Pre-attenuation pad: 10 dB, 20 dB, switchable
- Bass cut filter slope: 12 dB / octave at 40 Hz  
6 dB / octave at 300 Hz
- Rated impedance: < 150 ohms
- Rated load impedance: > 1.000 ohms
- Supply voltage: 48 V +/- 4 V (IEC 61938)
- Current consumption: 5,3 mA (IEC 61938)
- Connector: gold plated 3-pin XLR
- Dimensions: 24 dia. x 160 mm  
0,94 dia. x 6,3 inch
- Net weight: 195 g  
6,88 oz.

## Accessories



LCT 40 Ws



DTP 40 Mts



DTP 40 Lb



## Cautions

- The capsule is a sensitive, high precision component. Make sure you do not drop it from high heights and avoid strong mechanical stress and force.
- To ensure high sensitivity and best sound reproduction of the microphone, avoid exposing it to moisture, dust or extreme temperatures.
- Keep this product out of the reach of children.
- Do not use force on the switch or cable of the microphone.
- When disconnecting the microphone cable, grasp the connector and do not pull the cable.
- Do not attempt to modify or fix it. Contact qualified service personnel in case any service is needed. Please do not disassemble or modify the microphone for any reasons as this will void users warranty.
- The casing of the microphone can be cleaned easily using a wet cloth, never use alcohol or another solvent for cleaning. If necessary the foam wind stopper can be washed with soap water. Please wait till it is dry before using it again.
- Also please refer to the owner's manual of the component to be connected to the microphone.

## Warranty

All products manufactured by LEWITT GmbH feature a limited two-year warranty. This two-year warranty is specific to the date of purchase as shown on your purchase receipt.

LEWITT GmbH shall satisfy the warranty obligations by remedying any material or manufacturing faults free of charge at LEWITT's discretion either by repair or by exchanging individual parts or the entire appliance. Any defective parts removed from a product during the course of a warranty claim shall become the property of LEWITT GmbH.

While under warranty period, defective products may be returned to the authorized LEWITT dealer together with original proof of purchase. To avoid any damages in transit, please use the original packaging if available. Please do not send your product to LEWITT GmbH directly as it will not be serviced. Freight charges have to be covered by the owner of the product.

For further information please visit [www.lewitt-audio.com](http://www.lewitt-audio.com) or check your warranty card.



LEWITT GmbH declares under its sole responsibility that LCT 140 complies with the European directive 2004/108/EC. The product has been tested according to harmonized European standards:

EN 55013:2001+A1:2003+A2:2006

EN 55020:2007

EN 61000-3-2:2006

EN 61000-3-3:1995+A1:2001+A2:2005

Product testing was carried out by TIMCO Engineering Inc., notified body number 1177.

LEWITT GmbH hereby declares under its sole responsibility that LCT 140 has been tested and conforms to the following FCC and ANSI standards:

FCC Part 15:2008 Section 15.109

ANSI C63.4:2003

Product testing was carried out by INTERTEK Testing Services Shenzhen Ltd.



WEEE note: Electronic waste has to be collected separately. Please bring this device to a local recycling center at the end of its life time.

Manufacturers signature:


Date: 18th November 2010

Place: Vienna, AUSTRIA

DI Roman Perschon

CEO – Lewitt GmbH

Declaration of conformity can be downloaded at [www.lewitt-audio.com](http://www.lewitt-audio.com) or obtained from [info@lewitt-audio.com](mailto:info@lewitt-audio.com).



Mooslackengasse 17  
1190 Vienna  
AUSTRIA  
[info@lewitt-audio.com](mailto:info@lewitt-audio.com)



**LEWITT**