

# DVY MARK



*DVM COMPRESSORE*

**OWNER'S MANUAL**

## 1. IMPORTANT SAFETY INSTRUCTIONS

- 1) Read these instructions;
- 2) Keep these instructions;
- 3) Heed all warnings;
- 4) Follow all instructions;
- 5) Do not use this apparatus near water;
- 6) Clean only with dry cloth;
- 7) Install in accordance with the manufacturer's instructions;
- 8) Do not install near any heat sources such as radiators, heat registers, stoves, or other apparatuses (including amplifiers) that produce heat;
- 9) Protect the power cord from being walked on or pinched, particularly at plugs, convenience receptacles, and the point where they exit from the apparatus;
- 10) Only use attachments/accessories specified by the manufacturer;
- 11) Unplug this apparatus during lightning storms or when unused for long periods of time;
- 12) Refer all servicing to qualified service personnel. Servicing is required when the apparatus has been damaged in any way, such as when the power-supply cord or plug is damaged, liquid has been spilled or objects have fallen into the apparatus, or when the apparatus has been exposed to rain or moisture, does not operate normally, or has been dropped;
- 13) "Warning: to reduce the risk of fire or electric shock, do not expose this apparatus to rain or moisture; and objects filled with liquids, such as vases, should not be placed on this apparatus";
- 14) The socket outlet shall be installed near the equipment and shall be easily accessible;
- 15) The power cord must be unplugged prior to servicing.

## 1. PRÉCAUTIONS D'EMPLOI

- 1) Lire ces instructions;
- 2) Conserver ces instructions;
- 3) Suivre tous les conseils d'utilisations;
- 4) Suivre toutes les instructions;
- 5) Ne pas utiliser cet appareil au bord de l'eau;
- 6) Nettoyer uniquement avec un chiffon humide;
- 7) Ne pas bloquer le système de ventilation. Installer conformément aux instructions du fabricant;
- 8) Ne pas installer l'appareil près d'une source de chaleur tel qu'un radiateur, un fourneau, ou bien un autre appareil qui produit de la chaleur;
- 9) Protéger le cordon d'alimentation afin qu'il ne soit pas piétiné ou écrasé tout particulièrement au niveau des fiches, des prises de courant femelles, et des parties qui sortent de l'appareil;
- 10) Utiliser uniquement les accessoires recommandés par le fabricant;
- 11) Ne pas branché l'appareil en cas d'orage accompagné d'éclairs. Le débrancher en cas de non utilisation prolongée;
- 12) S'adresser à un service assistance agréé si l'appareil a subi des dommages, si le cordon d'alimentation ou la fiche a été endommagé, si un liquide a été renversé sur l'appareil ou bien si un objet est tombé dans l'appareil, si ce dernier a été exposé à la pluie ou à l'humidité, s'il ne fonctionne pas correctement ou s'il est tombé;
- 13) "Avertissant: pour réduire le risque du feu ou de décharge électrique, n'exposez pas cet appareil à la pluie ou l'humidité et les objets remplis de liquides; tels que des vases, ne devraient pas être placés sur cet appareil";
- 14) La prise de courant doit être installée près de l'appareil et doit être facilement accessible;
- 15) La fiche principale doit être débranchée avant toute opération d'entretien.

## MORE INFORMATION

For warranty and service information, please contact your local DV Mark distributor (contact information available at [www.dvmark.it](http://www.dvmark.it)). For more technical information, please visit us at [www.dvmark.it](http://www.dvmark.it) and fill out the form on the Contact Us page. We hope you enjoy your effect pedal and use it to make great music!



"The Lightning Flash with arrowhead symbol within an equilateral triangle, is intended to alert the user to the presence of uninsulated "dangerous voltage" within the product enclosure that may be of sufficient magnitude to constitute a risk of shock to persons."



"The exclamation point within an equilateral triangle is intended to alert the user to the presence of important operating and maintenance (servicing) instructions in the literature accompanying the product."



## 2. CONTENTS

INTRODUCTION	3
FUNCTION OVERVIEW	4
CONNECTIONS	4
TECHNICAL SPECS	5
BLOCK DIAGRAM	5
USER SETTING CHART	5

Congratulations on your purchase of the DV Mark DVM COMPRESSORE!

DVM COMPRESSORE (we chose an Italian name to express how proud we are to manufacture all our products in Italy) is a high-quality tube compressor that features all the individual controls normally found on professional studio outboard compressors: gain, threshold, ratio, attack, release and volume. Not only designed for guitar, this pedal can also be used with basses or any acoustic or electric instruments, in either live or studio applications, thanks to its state-of-the-art component quality.

The pedal's featured ECC81 tube compresses your signal, evening out the sharp peaks of your playing in a natural, transparent way. At the same time, it also adds warmth and harmonics to your sound.

Like all our pedals, this unit features "true bypass": that means that when the compressor is 'off', your signal goes directly from the input jack to the output jack without any degradation of audio quality.

This manual will help you get the most out of your DVM COMPRESSORE pedal. If you have any questions after reading it, please feel free to contact our Online Customer Service Department at [info@dvmark.it](mailto:info@dvmark.it). Thank you again, and enjoy your DVM COMPRESSORE!

## 3. INTRODUCTION

DVM COMPRESSORE is no mere stomp box... it's a state-of-the-art compression tool. Not only is it very easy and practical to use, but it may also be the finest tube compressor pedal ever created!

While some compressor pedals offer individual control of nearly all compression parameters, the controls on most comp boxes adjust two simultaneously, and some only have a single "compression" knob. DVM COMPRESSORE features all the individual controls you would normally find on professional studio outboard compressors. This pedal gives you full control!

## 4. FUNCTION OVERVIEW

**GAIN (1)** - instrument input level control

**THRESHOLD (2)** - input level at which the sound becomes compressed

**RATIO (3)** - how intense the compression is

**ATTACK (4)** - how quickly the sound is compressed

**RELEASE (5)** - how quickly the sound decompresses

**VOLUME (6)** - This output volume control allows you to balance the compressed signal level with your uncompressed signal level (when the pedal is off).

**ON/OFF SWITCH\* (7)**

**“ON” LED (BLUE) (8)** - indicates that the pedal is active

**“Comp” LED (YELLOW) (9)** - The LED turns on when your signal is being compressed, and the intensity of the light reflects the intensity of the compression.


**\*TRUE BYPASS** - When the pedal's controls are 'off', your signal goes directly from the input jack to the output jack without any degradation of audio quality.

## 5. CONNECTIONS

**1/4" INPUT JACK (CONNECTS TO YOUR INSTRUMENT) (10)** - As with any pedal, make sure your amp is off and the volume is turned down before making connections.

**1/4" OUTPUT JACK (CONNECTS TO YOUR AMPLIFIER) (12)**

**DC IN (11)** - External power supply connection 12VDC (minimum 700 mA) PSU connection.



## LIMITED WARRANTY

DV Mark offers an international limited warranty on DV Mark products purchased from any authorized DV Mark dealer, effective from the day of purchase. The terms of this warranty vary from country to country; please contact the DV Mark distributor in your country for details.

Please register this product online at [www.dvmark.it](http://www.dvmark.it) to establish the date of purchase. However, please note that you are required to retain a copy of your receipt as proof of purchase in order to receive warranty service.

This warranty does not apply to any damage to the product caused by misuse, mishandling, accident, abuse, alteration, modification or unauthorized repairs. Product appearance and normal wear and tear (worn paint, scratches, etc.) are not covered by this warranty. DV Mark reserves the right to be the sole arbiter regarding the misuse or abuse of this product.

DV Mark assumes no liability for any incidental or consequential damages, which may result from the failure of this product. Any warranties implied in fact or by law are limited to the duration of this express limited warranty. Your legal rights related to the warranty will vary depending on the country of purchase.

## WARRANTY CARD

This product is guaranteed by the warranty provided in the country of purchase, under the following conditions:

A - The DV MARK warranty is only applicable if this document been properly completed (here or online) and if the original invoice/bill of sale, mentioning model, serial number and purchase date, is presented together with this document.

B - The obligations of DV MARK are limited to the repair of defects. Warranty repair eligibility will be decided at the sole discretion of DV MARK or its representatives. Freight, freight insurance costs, and any other costs related to the repair of this product are not covered by this warranty.

C - All warranty repairs must be made by DV MARK or an authorized DV MARK (PARSEK) service center.

D - This warranty does not apply in the following instances:

- if the damage was caused by accident, negligence or modifications; use of non DV MARK spare parts; or improper use, installation or packing;
- if the serial number on the equipment is illegible;
- if the damage was caused by lightning, water, fire, incorrect main voltage, insufficient ventilation or any other cause beyond the control of DV MARK.

E - DV MARK reserves the right to redesign or improve/modify its product at any time without any obligation to modify previously manufactured products.

## WARRANTY CARD

We'd like to thank you for choosing a DV Mark product.

If any problem occurs, please don't hesitate to contact our support team at [service@dvmark.it](mailto:service@dvmark.it).

You can fill out this form and send a copy to DV Mark (Parsek srl, Via Po 52, 66020 San Giovanni Teatino, CHIETI ITALY) or, even better, you can now register your warranty online in a matter of minutes, using our online registration form at [www.dvmark.it](http://www.dvmark.it). Simply point, click and type in your information...and you're done!

Registering your warranty identifies you and your product, in case you are ever in need of warranty service. Please note that in order to qualify for warranty service, you must retain a copy of the sales receipt or bill of delivery as proof of purchase.

The information that you provide here will not be shared with any third parties and will be used for DV Mark internal business purposes only.

### PRODUCT INFORMATION

Model \_\_\_\_\_ Serial Number \_\_\_\_\_

Date of Purchase \_\_\_\_\_ (mm/dd/yyyy)

### DEALER INFORMATION

Dealer \_\_\_\_\_ Dealer City \_\_\_\_\_ Dealer Country \_\_\_\_\_

### PERSONAL INFORMATION

Purchased by:

First Name \_\_\_\_\_ Last Name \_\_\_\_\_ Your Email Address \_\_\_\_\_

Address \_\_\_\_\_ City \_\_\_\_\_ State/Prov \_\_\_\_\_

Zip \_\_\_\_\_ Country \_\_\_\_\_

Do you want to join our mailing list?  YES  NO

### MORE INFO (\* not mandatory)

\*Age \_\_\_\_\_ \*Sex \_\_\_\_\_ \*Occupation \_\_\_\_\_

### WHERE DO YOU PLAY YOUR INSTRUMENT?

Stage / Performing Musician  School / Student  Classroom / Educator  Home  Studio Recording

### WHAT LEVEL OF PLAYER ARE YOU?

Beginner  Amateur  Semi-Professional  Professional

### PRODUCT PURCHASED VIA:

Internet  Retail Store

### WHAT MOST INFLUENCED YOUR BUYING DECISION?

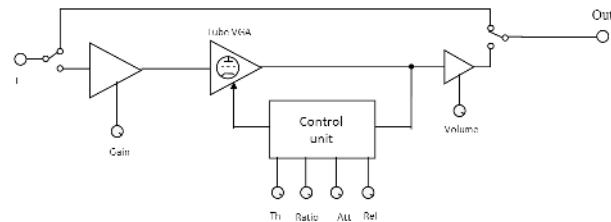
\_\_\_\_\_



## 6. TECHNICAL SPECS

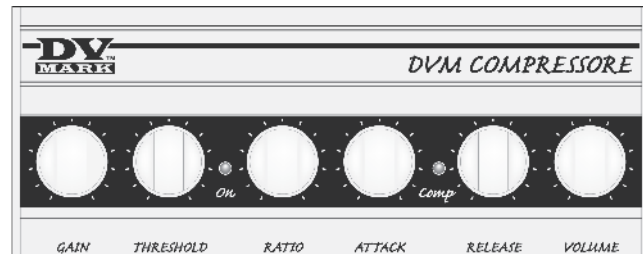
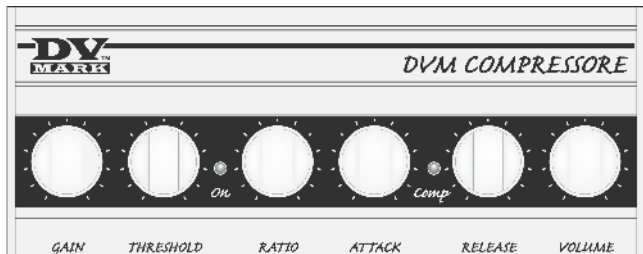
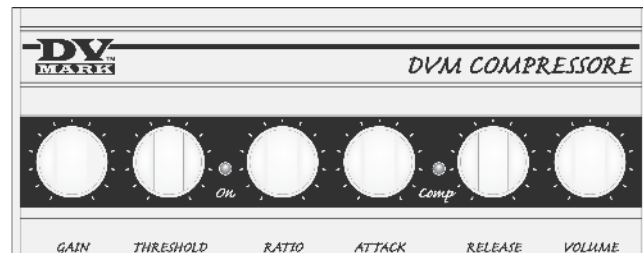
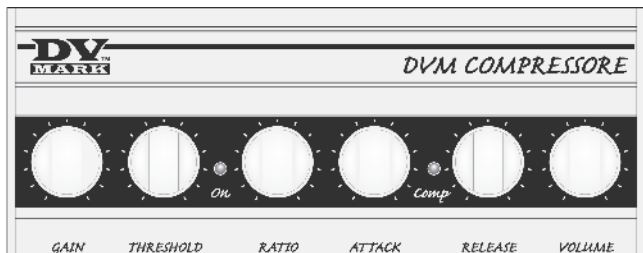
INPUT IMPEDANCE:	300 Kohm
GAIN:	0 ÷ +16dB
THRESHOLD:	30mVp ÷ 1,8Vp
RATIO:	1:1 ÷ 1:∞ (hard limiter)
ATTACK:	2 ÷ 50 ms
RELEASE:	100 ÷ 750 ms
OUTPUT IMPEDANCE:	100 ohm
POWER REQUIREMENTS - DC INPUT:	+12VDC 700mA
TUBE:	1X ECC81
DIMENSIONS:	170 x 145 x 60 mm 6.7" x 5.7" x 2.4"
WEIGHT:	750 g 1.66 lbs

## 7. BLOCK DIAGRAM



Mark your own preferred settings on the User Setting Chart below.

USER SETTING CHART (MAKE UP YOUR OWN!)



Product specifications are subject to change without notice



**DV**<sup>TM</sup>  
**MARK**

Via Po, 52 - 66020 San Giovanni Teatino (Ch) - Italy - Tel. +39 085 446 3755 - Fax +39 085 440 7764  
[www.dvmark.it](http://www.dvmark.it) - [info@dvmark.it](mailto:info@dvmark.it)